

# AMI Simulation Flow Round 3

Fangyi Rao

# Motivations

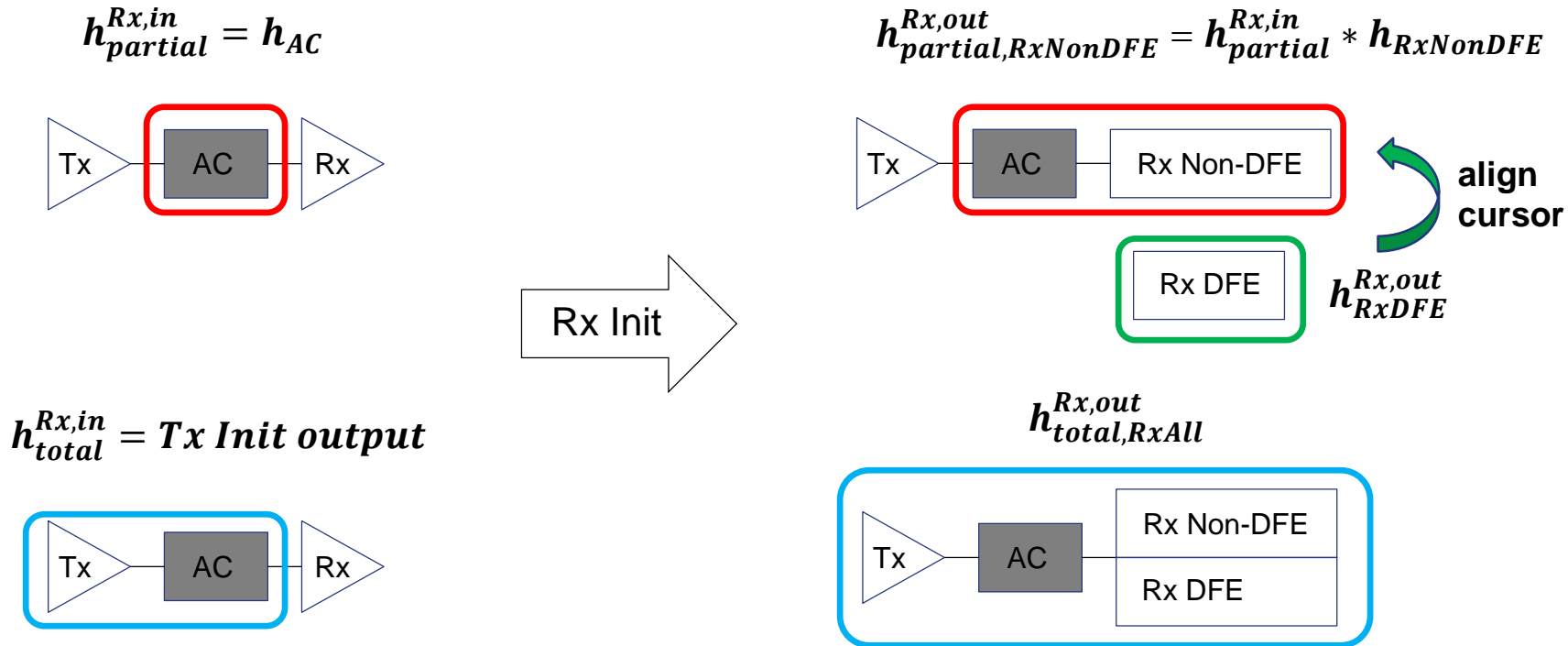
- Handle Init-only Rx properly in both time domain and statistical flows for normal and redriver channels
- Provide full redriver channel impulse to Rx Init for optimization
- Eliminate the need for deconvolution

# Summary

- No change to Tx Init
- Augment Rx Init impulse matrix by two columns for total impulse and Rx DFE

| Rx Init Input Impulse |                                                                                                                                                           | Rx Init Output Impulse          |                                                                                                   |
|-----------------------|-----------------------------------------------------------------------------------------------------------------------------------------------------------|---------------------------------|---------------------------------------------------------------------------------------------------|
| Symbol                | Definition                                                                                                                                                | Symbol                          | Definition                                                                                        |
| $h_{partial}^{Rx,in}$ | Impulse from <b>upstream</b> Tx input or output, depending on whether Tx has GetWave and whether simulation is in time domain or statistical, to Rx input | $h_{partial,RxNonDFE}^{Rx,out}$ | Combined impulse of $h_{partial}^{Rx,in}$ and Rx's non-DFE portion (including gain and linear EQ) |
| $h_{total}^{Rx,in}$   | Impulse from <b>terminal</b> Tx input to Rx input. Rx Init performs optimization based on this impulse                                                    | $h_{total,RxAll}^{Rx,out}$      | Combined impulse of $h_{total}^{Rx,in}$ and the entire Rx (including gain, linear EQ and DFE)     |
| $h_{RxDFE}^{Rx,in}$   | Empty place holder for Rx Init to return DFE impulse                                                                                                      | $h_{RxDFE}^{Rx,out}$            | Rx DFE. Aligned cursors to $h_{partial,RxNonDFE}^{Rx,out}$                                        |
| $h_{xtlk}^{Rx,in}$    | Impulses from aggressors to Rx input                                                                                                                      | $h_{xtlk}^{Rx,out}$             | Combined impulse of $h_{xtlk}^{Rx,in}$ and Rx's non-DFE portion (including gain and linear EQ)    |

# Normal Time Domain Flow: GetWave Tx



- GetWave Rx

Rx output = Tx GetWave output \*  $h_{AC}$  → Rx GetWave

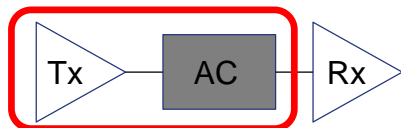
- Init-only Rx

Rx output = Tx GetWave output \*  $h_{partial,RxNonDFE}^{Rx,out}$  + Tx digital input \*  $h_{RxDFE}^{Rx,out}$

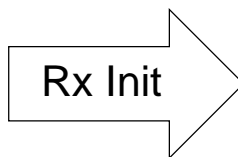
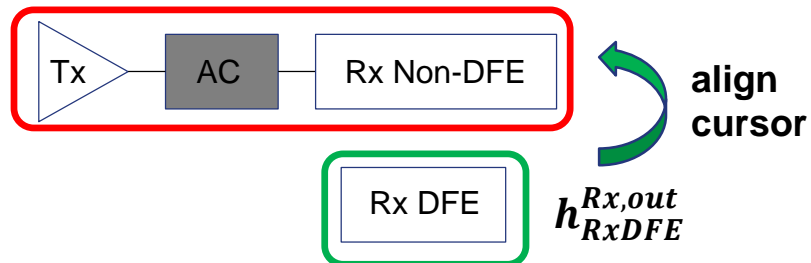
(note: EDA tool must align Tx digital input and Tx GetWave output)

# Normal Time Domain Flow: Init-only Tx

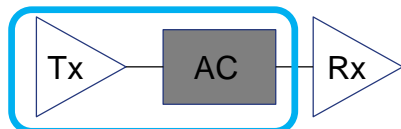
$$h_{partial}^{Rx,in} = Tx \text{ Init output}$$



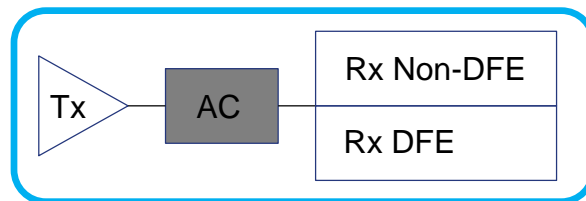
$$h_{partial,RxNonDFE}^{Rx,out} = h_{partial}^{Rx,in} * h_{RxNonDFE}$$



$$h_{total}^{Rx,in} = Tx \text{ Init output}$$



$$h_{total,RxAll}^{Rx,out}$$



- GetWave Rx

$$Rx \text{ output} = Tx \text{ digital input} * h_{partial}^{Rx,in} \rightarrow Rx \text{ GetWave}$$

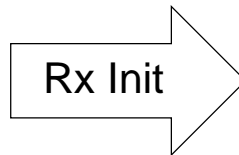
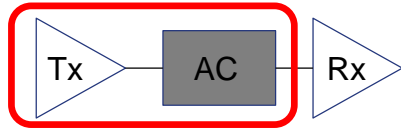
- Init-only Rx

$$Rx \text{ output} = Tx \text{ digital input} * h_{total,RxAll}^{Rx,out}$$

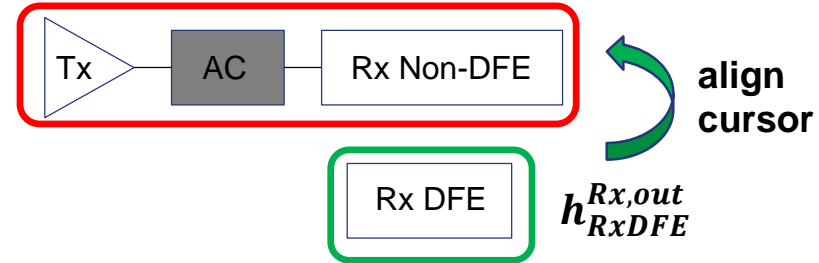
$$\text{Note: } h_{total,RxAll}^{Rx,out} = h_{total,RxNonDFE}^{Rx,out} + h_{RxDFE}^{Rx,out}$$

# Normal Statistical Flow

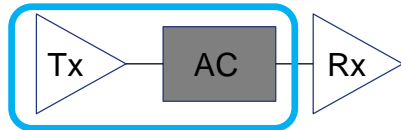
$$h_{\text{partial}}^{\text{Rx,in}} = \text{Tx Init output}$$



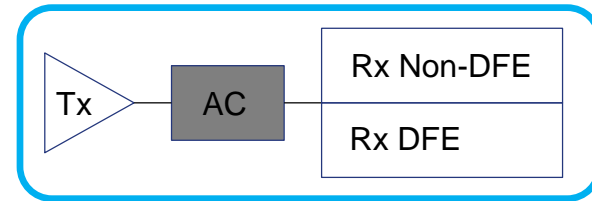
$$h_{\text{partial,RxNonDFE}}^{\text{Rx,out}} = h_{\text{partial}}^{\text{Rx,in}} * h_{\text{RxNonDFE}}$$



$$h_{\text{total}}^{\text{Rx,in}} = \text{Tx Init output}$$



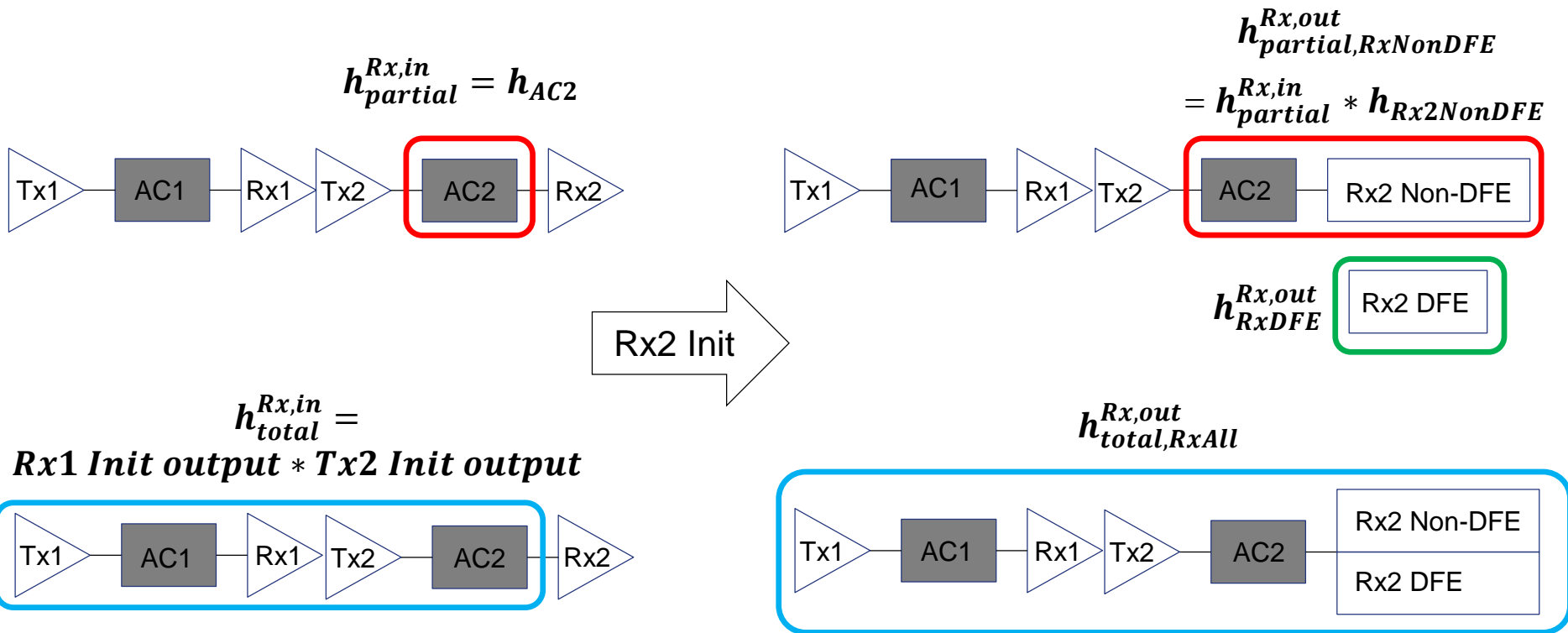
$$h_{\text{total,RxAll}}^{\text{Rx,out}}$$



- Statistical uses  $h_{\text{total,RxAll}}^{\text{Rx,out}}$

$$\text{Note: } h_{\text{total,RxAll}}^{\text{Rx,out}} = h_{\text{total,RxNonDFE}}^{\text{Rx,out}} + h_{\text{RxFE}}^{\text{Rx,out}}$$

# Redriver Time Domain Flow: GetWave Tx2



- GetWave Rx2

$$Rx2\ output = Tx2\ GetWave\ output * h_{AC2} \rightarrow Rx2\ GetWave$$

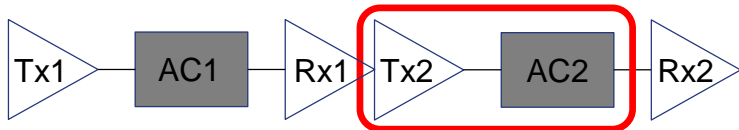
- Init-only Rx2

$$Rx2\ output = Tx2\ GetWave\ output * h_{partial,RxNonDFE}^{Rx,out} + Tx1\ digital\ input * h_{RxDFE}^{Rx,out}$$

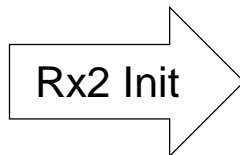
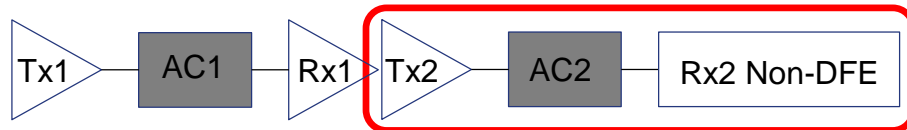
(note: EDA tool must align Tx1 digital input and Tx2 GetWave output)

# Redriver Time Domain Flow: Init-only Tx2

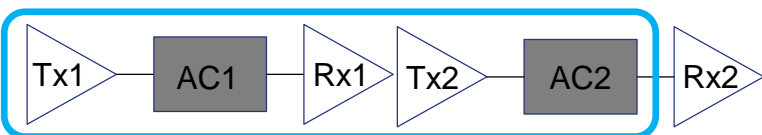
$$h_{partial}^{Rx,in} = Tx2 \text{ Init output}$$



$$h_{partial,RxNonDFE}^{Rx,out} = h_{partial}^{Rx,in} * h_{Rx2NonDFE}$$



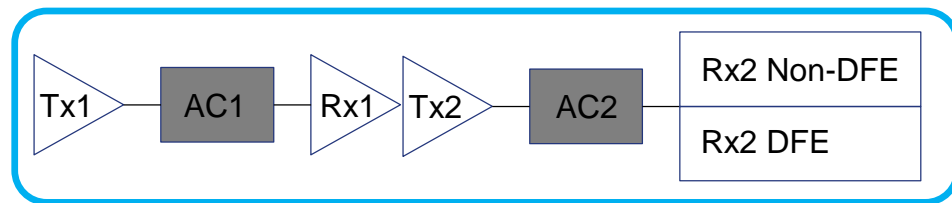
$$h_{total}^{Rx,in} = Rx1 \text{ Init output} * Tx2 \text{ Init output}$$



$$h_{RxDFE}^{Rx,out}$$

Rx2 DFE block highlighted with a green box.

$$h_{total,RxAll}^{Rx,out}$$



- Getwave Rx2

$$Rx2 \text{ output} = Rx1 \text{ output} * h_{partial}^{Rx,in} \rightarrow Rx2 \text{ GetWave}$$

- Init-only Rx2

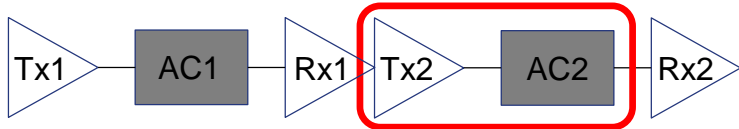
$$Rx2 \text{ output} = Rx1 \text{ output} * h_{partial,RxNonDFE}^{Rx,out} + Tx1 \text{ digital input} * h_{RxDFE}^{Rx,out}$$

(note: EDA tool must align Tx1 digital input and Rx1 output)

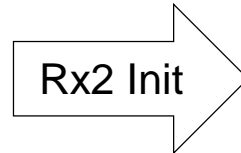
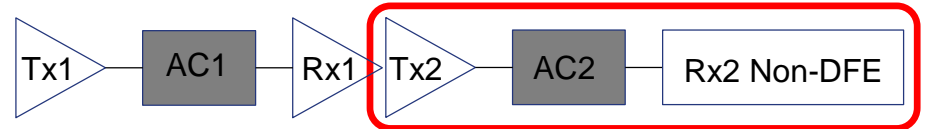


# Redriver Statistical Flow

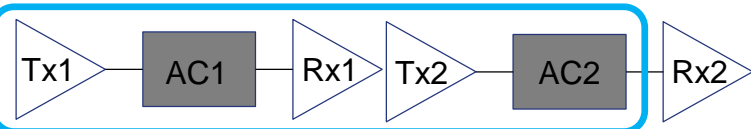
$$h_{\text{partial}}^{\text{Rx,in}} = \text{Tx2 Init output}$$



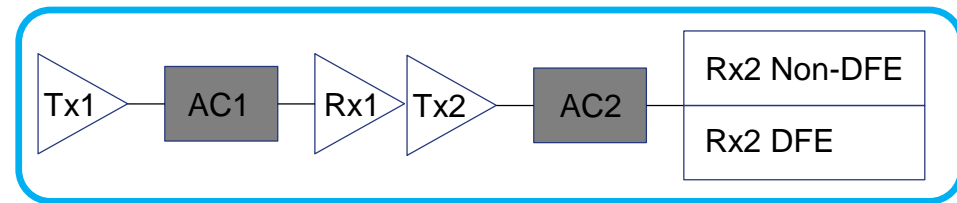
$$h_{\text{partial,RxNonDFE}}^{\text{Rx,out}} = h_{\text{partial}}^{\text{Rx,in}} * h_{\text{Rx2NonDFE}}$$



$$h_{\text{total}}^{\text{Rx,in}} = \text{Rx1 Init output} * \text{Tx2 Init output}$$



$$h_{\text{total,RxAll}}^{\text{Rx,out}}$$



- Statistical uses  $h_{\text{total,RxAll}}^{\text{Rx,out}}$  for victim and  $h_{\text{partial,RxNonDFE}}^{\text{Rx,out}}$  for aggressors received by Rx1

# Summary

- No change to Tx Init
- Augment Rx Init impulse matrix by two columns for total impulse and Rx DFE

| Rx Init Input Impulse |                                                                                                                                                           | Rx Init Output Impulse          |                                                                                                   |
|-----------------------|-----------------------------------------------------------------------------------------------------------------------------------------------------------|---------------------------------|---------------------------------------------------------------------------------------------------|
| Symbol                | Definition                                                                                                                                                | Symbol                          | Definition                                                                                        |
| $h_{partial}^{Rx,in}$ | Impulse from <b>upstream</b> Tx input or output, depending on whether Tx has GetWave and whether simulation is in time domain or statistical, to Rx input | $h_{partial,RxNonDFE}^{Rx,out}$ | Combined impulse of $h_{partial}^{Rx,in}$ and Rx's non-DFE portion (including gain and linear EQ) |
| $h_{total}^{Rx,in}$   | Impulse from <b>terminal</b> Tx input to Rx input. Rx Init performs optimization based on this impulse                                                    | $h_{total,RxAll}^{Rx,out}$      | Combined impulse of $h_{total}^{Rx,in}$ and the entire Rx (including gain, linear EQ and DFE)     |
| $h_{RxDFE}^{Rx,in}$   | Empty place holder for Rx Init to return DFE impulse                                                                                                      | $h_{RxDFE}^{Rx,out}$            | Rx DFE. Aligned cursors to $h_{partial,RxNonDFE}^{Rx,out}$                                        |
| $h_{xtlk}^{Rx,in}$    | Impulses from aggressors to Rx input                                                                                                                      | $h_{xtlk}^{Rx,out}$             | Combined impulse of $h_{xtlk}^{Rx,in}$ and Rx's non-DFE portion (including gain and linear EQ)    |