



The BCI File

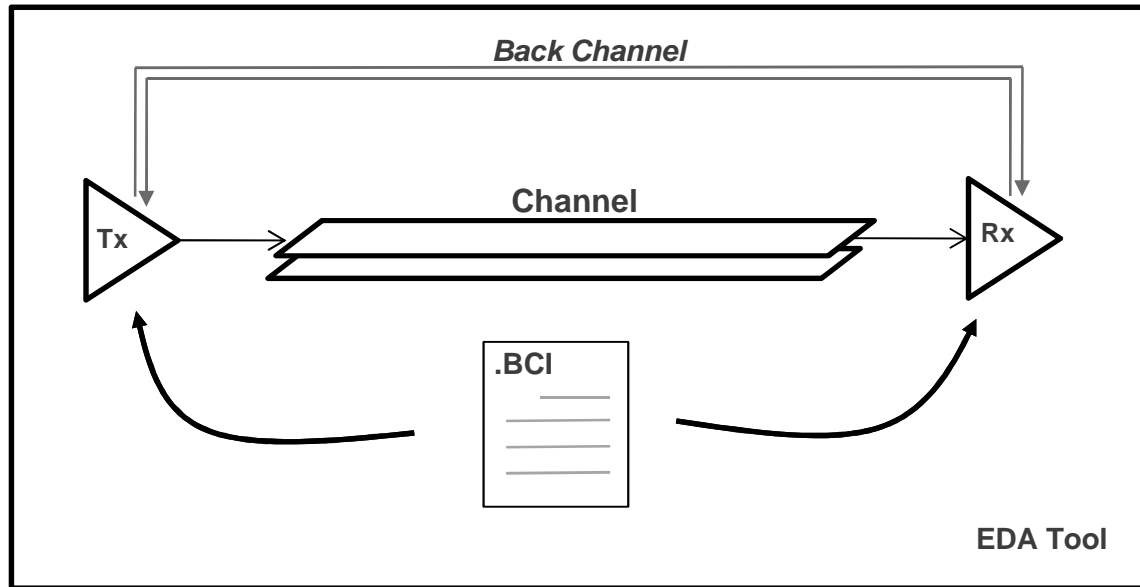
Ambrish Varma
05/06/2014

cādence®

Agenda

- BCI Basics
- Link to .BCI from .AMI
- What's in a BCI File?
- BCI File Examples
 - Published Protocols
 - Private Protocols
- BCI Communications
- Advantages of BCI

BCI Basics



- Both Tx and Rx models will refer to the same BCI Protocol file.
 - This will remove any redundancy with Reserved_Parameters in Tx and BCI file in Rx.
- BCI Files will be discussed and approved in the IBIS/ATM every time there is a new protocol.
- All approved BCI Files will be publicly accessible at the IBIS/ATM website

Link to BCI from AMI File

- 2 Top Level Reserved Parameters for .AMI file :

(**Training** (Usage In)(Type Integer) (List 0 1 2)
(Default 0) (Description " This model supports both Init based and Getwave based backchannel training.
Training Mode – 0 is off, 1 is Getwave based and 2 is Init based."))

AND

Pointers to BCI file




(**Backchannel_Protocol** (Usage In) (Type String) (List "None" "standard1.bci" "standard2.bci" "standard3.bci" "standard4.bci")
(Default "standard1.bci") (Description "This Device can support back-channel training for multiple standards."))


- Clean, keeps Backchannel related parameters in BCI file

What is contained in a BCI File?

- **Training Pattern/Sequence.**
 - Most protocols define a data sequence with a set preamble and a postamble
- **Training Length/Max number of training bits.**
 - This is much lower than suggested in real devices where training can last for milliseconds. Software will be faster than actual device
 - safe to say 100-150K bits will be the norm. Considering the relatively slow adaptation of Tx (every 10k bits Vs 1k-2k bits for CTLE/DFE) it should give 10-15 alterations for Tx which is more than sufficient.
- **Declaration for minimum amount of Tx taps which Rx needs to accommodate**
 - It does not prevent Tx declaring the existence of more taps and Rx giving alteration suggestion to them. This happens seamlessly using the backchannel string between the Tx and Rx.

802.3KR BCI File

```
(802.3KR
  (Reserved_Parameters  Only for BCI
    (BCI_Version (Usage Info) (Type String) (Value "6.1"))
    (Training_Pattern
      (Preamble (Usage Info) (Type Bits) (Bit_Pattern
        11111111111111111100000000000000 1) (Description "Leading preamble pattern.))
      (Data (Usage Info) (Type Bits) (LFSR 1,9,11 11010101011 4096) (Description "Training pattern with a seed of
        11010101011.))
      (Postamble (Usage Info) (Type Bits) (Bit_Pattern 00 1) (Description "Trailing postamble pattern.))
    )
    (Max_Train_Bits (Usage Info) (Type Integer) (Value 500000)
      (Description "Number of total training bits allowed"))
    (Training_Done (Usage InOut) (Type Boolean) (Default False)
      (Description "If True then training is done"))
  )
)

(Protocol_Specific  Analogous to Model_Specific
  (BCI
    (taps
      (-1 (Usage InOut) (Type Tap) (Range 0 -1 1) (Default 0)
        (Description "Parameter name is standard-specific, and can be any legal Type"))
      (0 (Usage InOut) (Type Tap) (Range 0 -1 1) (Default 0)
        (Description "Parameter name is standard-specific, and can be any legal Type"))
      (1 (Usage InOut) (Type Tap) (Range 0 -1 1) (Default 0)
        (Description "Parameter name is standard-specific, and can be any legal Type"))
    )
  )
)
))
```

PCIe3 BCI File

```
(PCIe3
  (Reserved_Parameters
    (BCI_Version (Usage Info) (Type String) (Value "6.1"))
    (Training_Pattern
      (Data (Usage Info) (Type Bits) (Bit_Pattern r 4096) (Description "Random Training pattern ."))
    )
    (Max_Train_Bits (Usage Info) (Type Integer) (Value 500000)
      (Description "Number of total training bits allowed"))
    (Training_Done (Usage InOut) (Type Boolean) (Default False) (Description "If True then training is done"))
  )

  (Protocol_Specific
    (BCI
      (taps
        (-1 (Usage InOut) (Type Tap) (Range 0 -1 1) (Default 0)
          (Description "Pre cursor"))
        (0 (Usage InOut) (Type Tap) (Range 0 -1 1) (Default 0)
          (Description " Main cursor "))
        (1 (Usage InOut) (Type Tap) (Range 0 -1 1) (Default 0)
          (Description " Post cursor "))
      )))
  ))))
```

12GBPS SAS-3



- Mine the Phy layer and Link layer sections for information for the BCI file:

Table 73 — Transmitter training pattern

Transmitter training pattern	Description
Train_Tx pattern	Sequence of: 1) pattern marker (see 5.10.4.2.3.4.3); 2) TTIU (see 5.10.4.2.3.5); and 3) 58 data dwords set to 00000000h that are transmitted scrambled and 8b10b encoded.

Table 63 — COEFFICIENT 1 REQUEST field, COEFFICIENT 2 REQUEST field, and COEFFICIENT 3 REQUEST field

Code	Name	Description	Type
00b	hold	The local phy shall make no adjustment to the specified coefficient.	M
01b	increment	The local phy shall adjust the specified coefficient by one increment. ^a	M
10b	decrement	The local phy shall adjust the specified coefficient by one decrement. ^a	M

SAS-3 BCI File

(SAS3

(Reserved_Parameters

(BCI_Version (Usage Info) (Type String) (Value "6.1"))

(Training_Pattern

(Preamble (Usage Info) (Type Bits) (Bit_Pattern

1111111111111111111110000000000000000000 1) (Description "Pattern Marker."))

(Data (Usage Info) (Type Bits) (LFSR 1,4,13,15,16 111111111111111 4096) (Description "Training pattern with a seed of 111111111111111."))

)

(Max_Train_Bits (Usage Info) (Type Integer) (Value 500000)

(Description "Number of total training bits allowed"))

(Training_Done (Usage InOut) (Type Boolean) (Default False)

(Description "If True then training is done"))

)

(Protocol_Specific

(BCI

(taps

(-1 (Usage InOut) (Type Tap) (Range 0 -1 1) (Default 0)

(Description "Parameter name is standard-specific, and can be any legal Type"))

(0 (Usage InOut) (Type Tap) (Range 0 -1 1) (Default 0)

(Description "Parameter name is standard-specific, and can be any legal Type"))

(1 (Usage InOut) (Type Tap) (Range 0 -1 1) (Default 0)

(Description "Parameter name is standard-specific, and can be any legal Type"))

)))))

Other Protocols...

DesignCon 2012

TX back channel adaptation
algorithm and protocol emulation
with application to PCIe, SAS, FC,
and 10GBASE-KR

Mohammad S. Mobin, LSI Corporation
md.mobin@lsi.com, 610.712.5829

Amaresh Malipatil, LSI Corporation
[amaresh.malipatil@lsi.com, 408.433.7195]

Pervez Aziz, LSI Corporation
[pervez.aziz@lsi.com, 972.244.5025]

Adam Healey, LSI Corporation
[adam.healey@lsi.com, 781.672.3508]

'Private' BCI File

From 04/29/14 Meeting Minutes

- Michael M.: Are we really saying a proprietary interface would not be supported?
- Companies might agree to make something work a certain way, independent of a formal protocol.


- Walter: You could agree to a private BCI file if the EDA tool knows nothing about it.
- My proposal would not work for proprietary protocols, BIRD 147 would.

- Company A can make a 'private' .BCI file and send it to Company B to disclose what/how the Backchannel interaction is performed for their Tx/Rx.
 - Convenient, wholly contained
 - Separate from .AMI
 - Works in the same fashion as published protocol Backchannel training.
 - EDA tool does not need to do anything different for private .BCI.

A 'Private' BCI File

```
(MyPrivateBCI
  (Reserved_Parameters
    (BCI_Version (Usage Info) (Type String) (Value "6.1"))
    (Training_Pattern
      (Preamble (Usage Info) (Type Bits) (Bit_Pattern
        11111111111111111100000000000000 1) (Description "Leading preamble pattern.))
      (Data (Usage Info) (Type Bits) (LFSR 1,9,11 11010101011 4096) (Description "Training pattern with a seed of
        11010101011.))
      (Postamble (Usage Info) (Type Bits) (Bit_Pattern 00 1) (Description "Trailing postamble pattern.))
    )
    (Max_Train_Bits (Usage Info) (Type Integer) (Value 5000)
      (Description "Number of total training bits allowed"))
    (Training_Done (Usage InOut) (Type Boolean) (Default False)
      (Description "If True then training is done"))
  )
)
```

```
(Protocol_Specific
  (BCI
    (taps
      (-2 (Usage InOut) (Type Tap) (Range 0 -1 1) (Default 0)
        (Description "2nd Pre Cursor"))
      (-1 (Usage InOut) (Type Tap) (Range 0 -1 1) (Default 0)
        (Description "1st Pre Cursor"))
      (0 (Usage InOut) (Type Tap) (Range 0 -1 1) (Default 0)
        (Description "Main Cursor"))
    )
  )
)
```

 This method may only need 2 pre taps

How/When Will a BCI file Originate

- Be based on prior approved BCI files
- Incorporate Minimal Change, if any.
- When there is a new Standard, need to decide on
 - Training Pattern/Sequence
 - Training Length/Max number of training bits.
 - Declaration for minimum amount of Tx taps which Rx needs to accommodate
 - Any other protocol specific parameters that may be needed to be passed back and forth
 - Tap Resolution (for ex?)

How is information extracted from the BCI file

- EDA Tool
- AMI Model

EDA Tool and the BCI file

```
(802.3KR
(Reserved_Parameters
  (BCI_Version (Usage Info) (Type String) (Value "6.1"))
  (Training_Pattern
    (Preamble (Usage Info) (Type Bits) (Bit_Pattern
      1111111111111111110000000000000000 1) (Description "Leading preamble pattern.))
    (Data (Usage Info) (Type Bits) (LFSR 1,9,11 11010101011 4096) (Description "Training pattern with a seed of
      11010101011.))
    (Postamble (Usage Info) (Type Bits) (Bit_Pattern 00 1) (Description "Trailing postamble pattern.))
  )
  (Max_Train_Bits (Usage Info) (Type Integer) (Value 500000)
    (Description "Number of total training bits allowed"))
  (Training_Done (Usage InOut) (Type Boolean) (Default False)
    (Description "If True then training is done"))
)
)
```

- ‘Reads’ the Reserved Parameters section
 - Implements the Training Pattern
 - Notes the Max_Train_Bits and shuts off communication after max_train_bits
 - Based on the ‘Training’ parameter, operates in Getwave or Init modes.

How is information extracted from the BCI file

- EDA Tool
- AMI Model

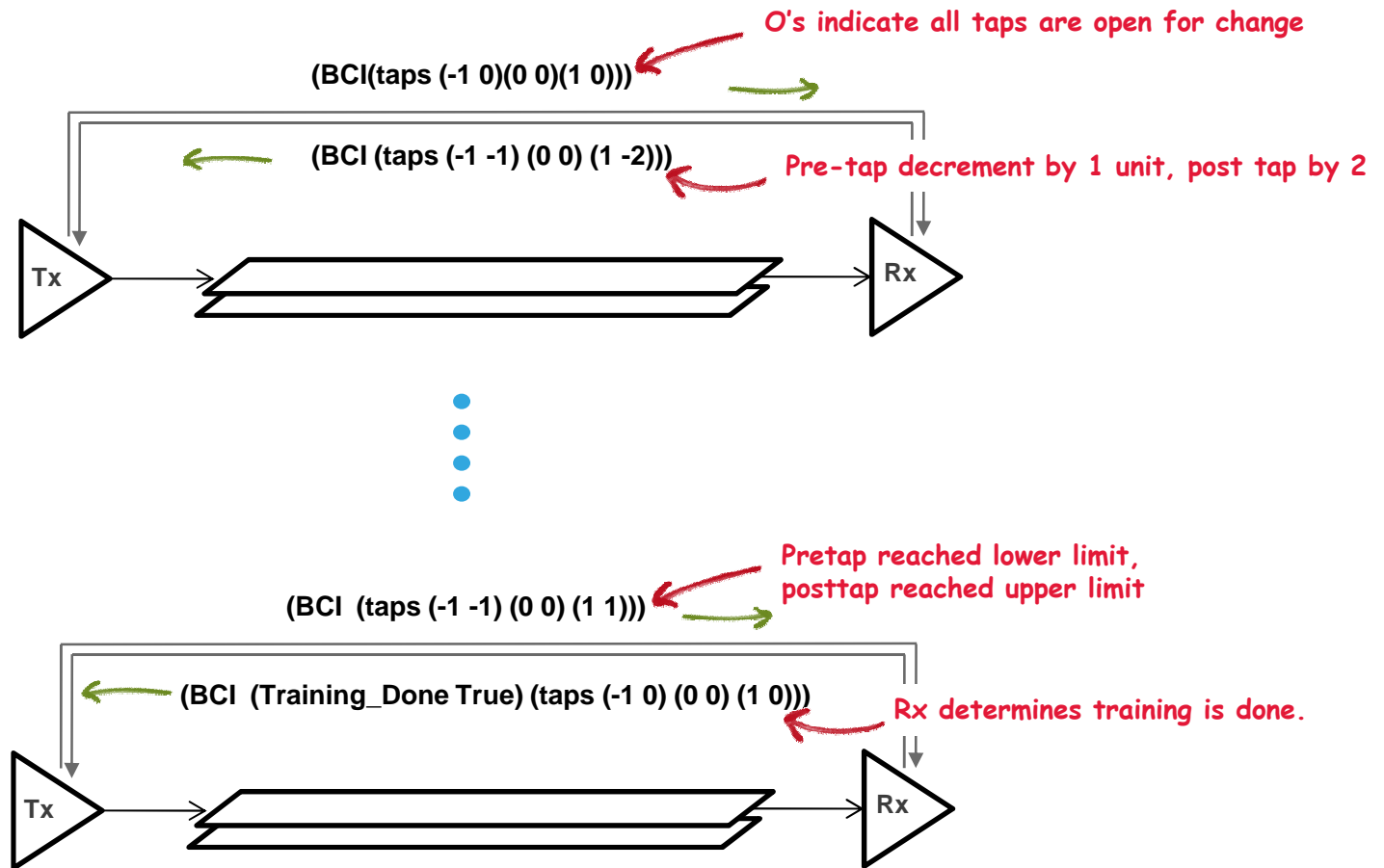
AMI Model and the BCI file

```
(802.3KR
(Protocol_Specific
  (BCI
    (taps
      (-1 (Usage InOut) (Type Tap) (Range 0 -1 1) (Default 0)
        (Description "Parameter name is standard-specific, and can be any legal Type"))
      (0 (Usage InOut) (Type Tap) (Range 0 -1 1) (Default 0)
        (Description "Parameter name is standard-specific, and can be any legal Type"))
      (1 (Usage InOut) (Type Tap) (Range 0 -1 1) (Default 0)
        (Description "Parameter name is standard-specific, and can be any legal Type"))
    )))
```

- Tx model 'Reads' the Protocol_Specific section and constructs backchannel communication string with root name 'BCI'.

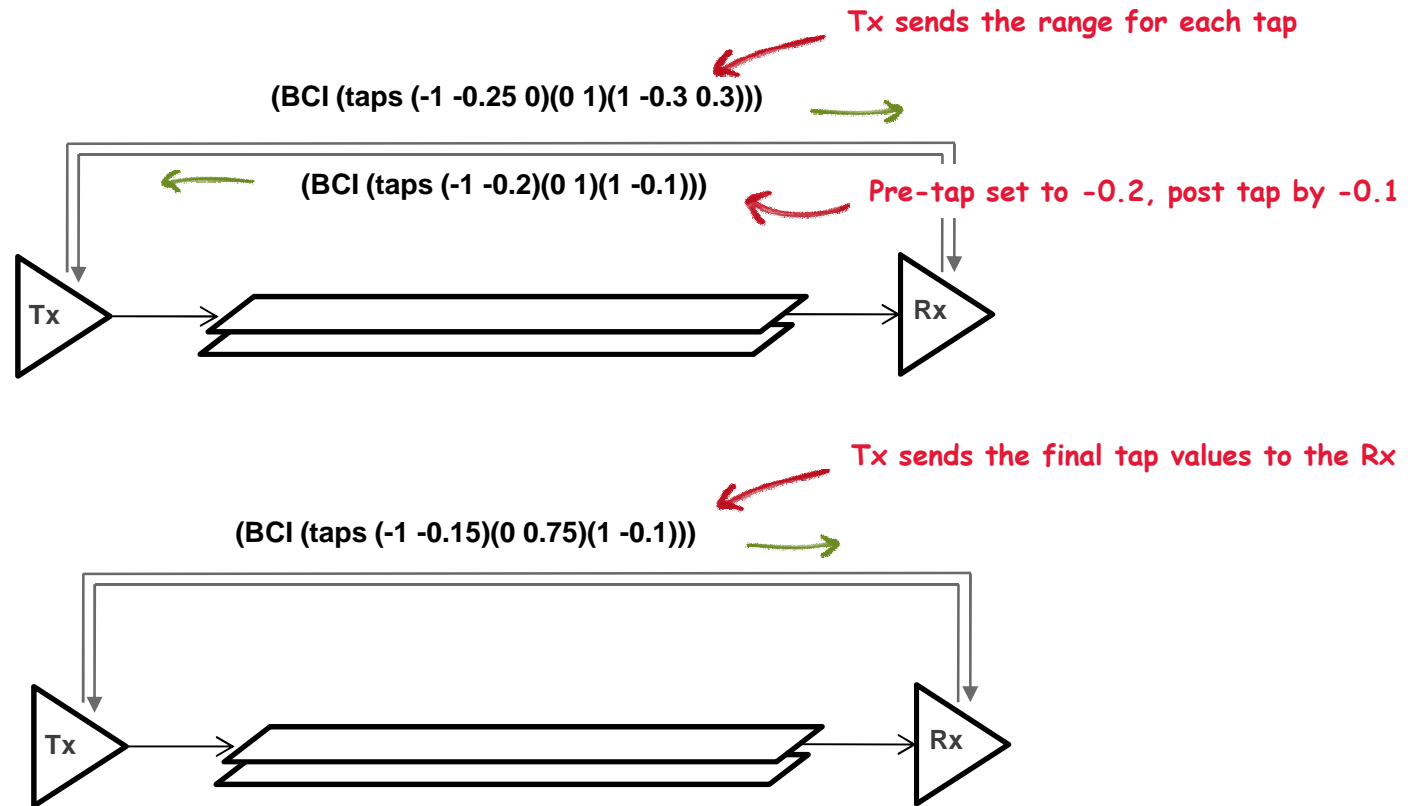
(BCI(taps (-1 0)(0 0)(1 0)))

AMI_Getwave based flow



- Increment/Decrement for training Tx taps
- Rx can change taps every cycle, or wait to receive enough bits from Tx before suggesting change
- Tx can change taps based on Rx suggestions. Tx may not change at all based on its constraints.

AMI_Init based flow



- 2 pass Tx-Rx communication
- Rx uses the Impulse Response that has been modified using the feedback from the Rx, then runs its own AMI_Init.

Advantages of BCI

- Declare training pattern to EDA tool and Models
- Lets one AMI model support multiple protocols
 - Significant when we consider future generations for each protocols.
- Prevents adding Reserved_Parameters in AMI file in the future
- Allows 'Protocol_Specific' parameters that are specific to a particular protocol to be included without adding new Reserved_Parameters in .AMI.
- Quicker time to market
 - Bypasses yearly approval cycle for IBIS to approve new Reserved_Parameters
- Allows a standard, consistent way of performing back channel without allowing different vendors their own flavor of the high speed protocols.

cā dence[®]

References for Backchannel training

- [http://www.hgst.com/tech/techlib.nsf/techdocs/9BF6D9A994F2E94586257B8600679A52/\\$file/12GbpsSAS_KeyConsid_WP.pdf](http://www.hgst.com/tech/techlib.nsf/techdocs/9BF6D9A994F2E94586257B8600679A52/$file/12GbpsSAS_KeyConsid_WP.pdf).
- <http://cp.literature.agilent.com/litweb/pdf/5991-4080EN.pdf>.

```
From: si-list-bounce@xxxxxxxxxxxxxx [mailto:si-list-bounce@xxxxxxxxxxxxxx]  
On Behalf Of Ravinder.Ajmani@xxxxxxxxxxxxxx  
Sent: Tuesday, December 13, 2011 10:28 AM  
To: si-list@xxxxxxxxxxxxxx  
Subject: [SI-LIST] Backchannel Training in IBIS-AMI Modeling
```

```
Hi Experts,  
The IBIS-AMI models currently being provided by our ASIC vendor do not  
have Backchannel Training function. I believe the IBIS-AMI simulators  
also do not support this feature. There was some discussion about this in
```

```
DesignCon 2011. Can someone comment on when this is likely to be  
implemented.
```

```
Thanks.
```